

# UH System

## Fall 2017 Cohort – Students returning to UH for first degree (n=2209)

### Students' Background

#### *Last term attended*

- Median: Spring 2016

#### *Age of returning students (years)*

- Median: 24
- Average: 27

*Returning to UH: 66%* (CC: 75%/4 yr: 65%)

*Returning to same major: 51%*. (CC: 52%/4 yr: 39%)

#### *Credits earned previously by returning students, prior to return*

- Average: 27.8 (CC: 24.4/4 yr: 51.2)
- Total (n=2209): 61,360 (CC: 24.4/4 yr: 51.2)

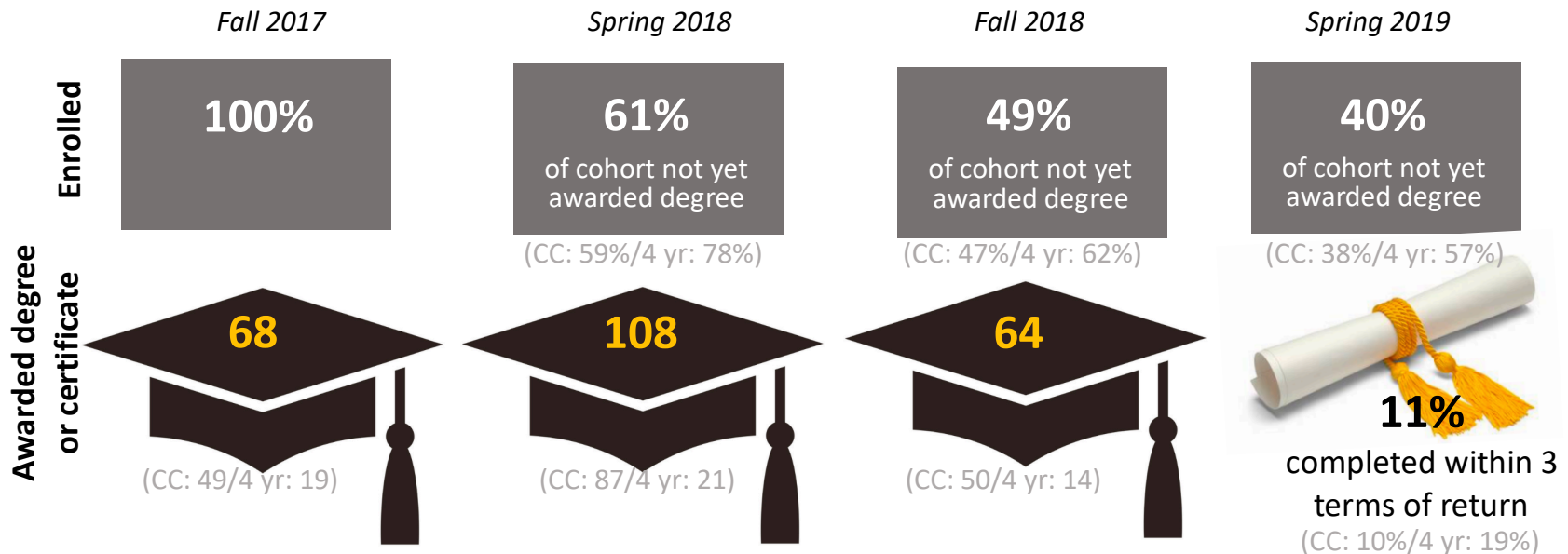
### Students' Return

#### *Financial aid, Fall 17*

- Pell eligible (upon return): 29%
- Received financial aid: 35% (CC: 34%/4 yr: 43%)
- Avg financial aid award: \$3,215 (CC: \$2,761/4 yr: \$5,685)

#### *Credits attempted*

|         | Total  | Average                     |
|---------|--------|-----------------------------|
| Fall 17 | 18,805 | 8.5<br>(CC: 8.3/4 yr: 10.2) |
| Spr 18  | 12,253 | 9.3<br>(CC: 9/0/4 yr: 11.3) |
| Fall 18 | 9,701  | 9.7<br>(CC: 9.4/4 yr: 11.8) |
| Spr 19  | 7,648  | 9.7<br>(CC: 9.3/4 yr: 11.9) |



# Hawai'i

## Fall 2017 Cohort – Students returning to UH for first degree (n=212)

### Students' Background

#### *Last term attended*

- Median: Spring 2015

#### *Age of returning students (years)*

- Median: 26
- Average: 28

*Returning to same home campus: 81%*

*Returning to same major: 53%*

#### *Credits earned previously by returning students, prior to return*

- Average: 26.5
- Total (n=212): 5,618

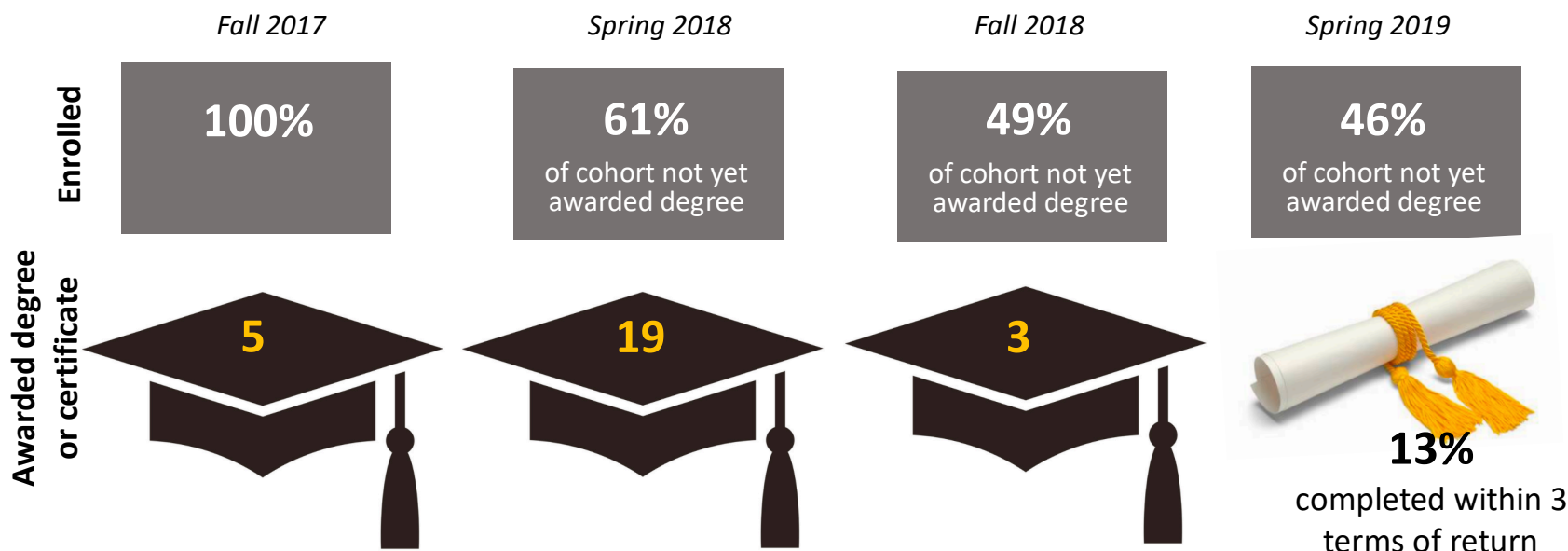
### Students' Return

#### *Financial aid, Fall 17*

- Pell eligible (upon return): 37%
- Received financial aid: 41%
- Average financial aid award: \$2,827

#### *Credits attempted*

|         | Total | Average |
|---------|-------|---------|
| Fall 17 | 1,870 | 8.8     |
| Spr 18  | 1,215 | 9.6     |
| Fall 18 | 933   | 10.1    |
| Spr 19  | 833   | 9.7     |



# Hilo

## Fall 2017 Cohort – Students returning to UH for first degree (n=47)

### Students' Background

#### *Last term attended*

- Median: Fall 2015

#### *Age of returning students (years)*

- Median: 25
- Average: 28

*Returning to same home campus: 72%*

*Returning to same major: 47%*

#### *Credits earned previously by returning students, prior to return*

- Average: 47.2
- Total (n=47): 2,220

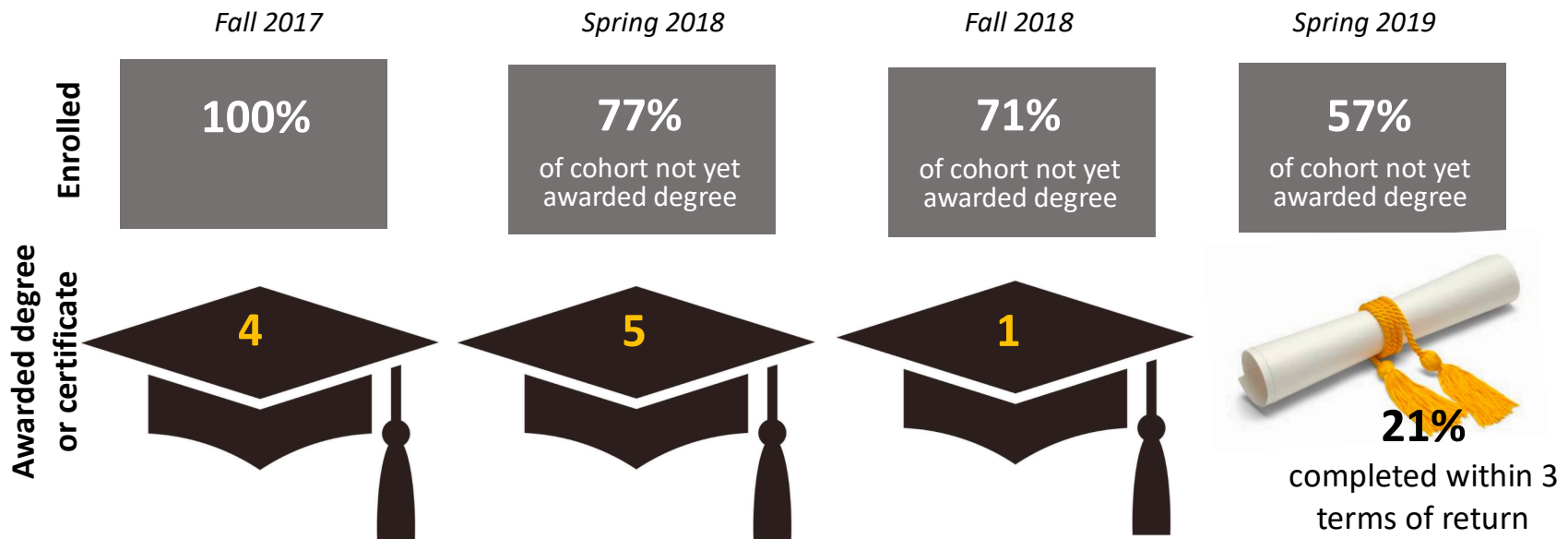
### Students' Return

#### *Financial aid, Fall 17*

- Pell eligible (upon return): 43%
- Received financial aid: 53%
- Average financial aid award: \$ 6,292

#### *Credits attempted*

|         | Total | Average |
|---------|-------|---------|
| Fall 17 | 445   | 9.5     |
| Spr 18  | 347   | 10.5    |
| Fall 18 | 282   | 10.4    |
| Spr 19  | 224   | 10.7    |



# Honolulu

## Fall 2017 Cohort – Students returning to UH for first degree (n=275)

### Students' Background

#### *Last term attended*

- Median: Spring 2016

#### *Age of returning students (years)*

- Median: 24
- Average: 28

*Returning to same home campus: 56%*

*Returning to same major: 47%*

#### *Credits earned previously by returning students, prior to return*

- Average: 24.3
- Total (n=275): 6,670

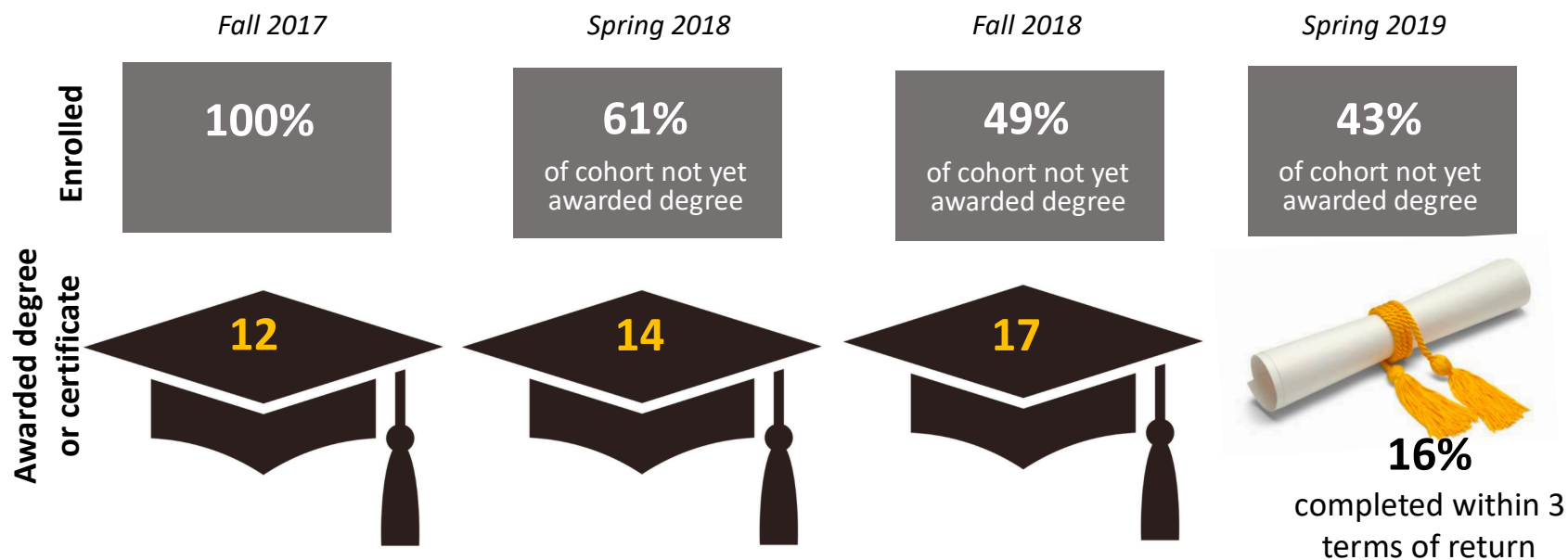
### Students' Return

#### *Financial aid, Fall 17*

- Pell eligible (upon return): 27%
- Received financial aid: 34%
- Average financial aid award: \$2,930

#### *Credits attempted*

|         | Total | Average |
|---------|-------|---------|
| Fall 17 | 2,383 | 8.7     |
| Spr 18  | 1,587 | 9.9     |
| Fall 18 | 1,352 | 11.0    |
| Spr 19  | 1,018 | 10.2    |



# Kapi'olani

## Fall 2017 Cohort – Students returning to UH for first degree (n=433)

### Students' Background

#### *Last term attended*

- Median: Spring 2016

#### *Age of returning students (years)*

- Median: 24
- Average: 27

*Returning to same home campus: 72%*

*Returning to same major: 49%*

#### *Credits earned previously by returning students, prior to return*

- Average: 27.4
- Total (n=433): 11,861

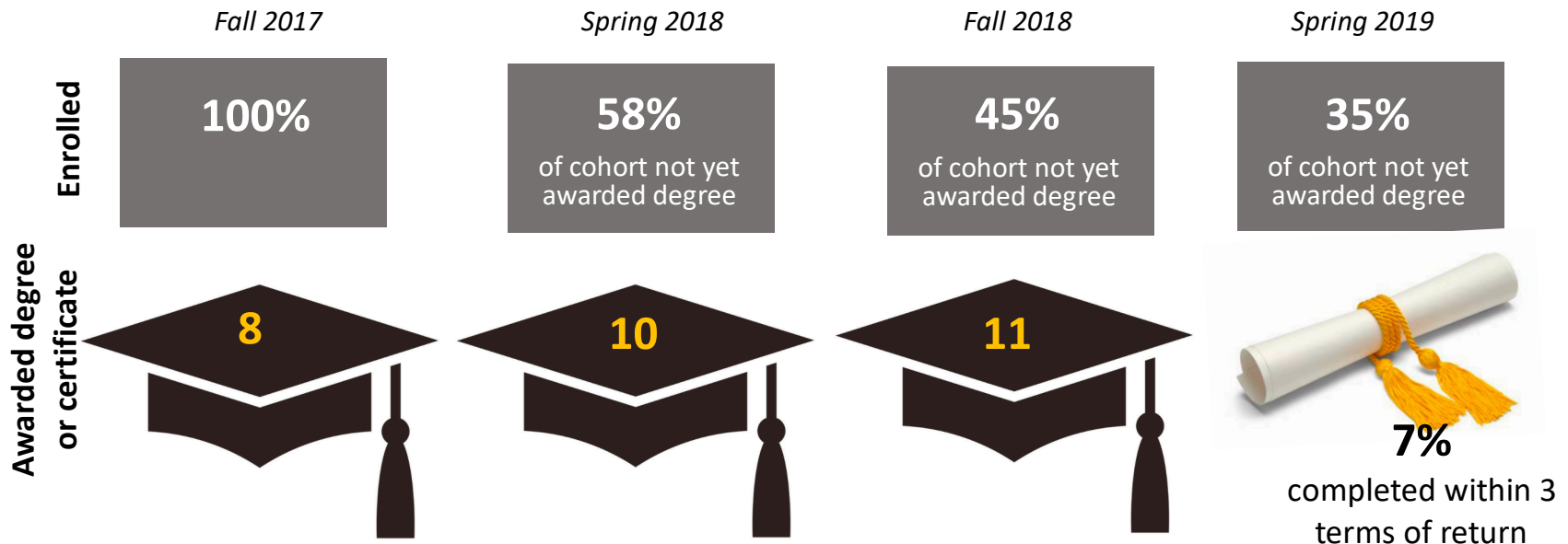
### Students' Return

#### *Financial aid, Fall 17*

- Pell eligible (upon return): 16%
- Received financial aid: 19%
- Average financial aid award: \$ 3,189

#### *Credits attempted*

|         | Total | Average |
|---------|-------|---------|
| Fall 17 | 3,476 | 8.0     |
| Spr 18  | 2,129 | 8.6     |
| Fall 18 | 1719  | 9.1     |
| Spr 19  | 1,255 | 8.8     |



# Kaua'i

## Fall 2017 Cohort – Students returning to UH for first degree (n=96)

### Students' Background

#### *Last term attended*

- Median: Fall 2015

#### *Age of returning students (years)*

- Median: 26
- Average: 30

*Returning to same home campus: 93%*

*Returning to same major: 47%*

#### *Credits earned previously by returning students, prior to return*

- Average: 22.4
- Total (n=96): 2,109

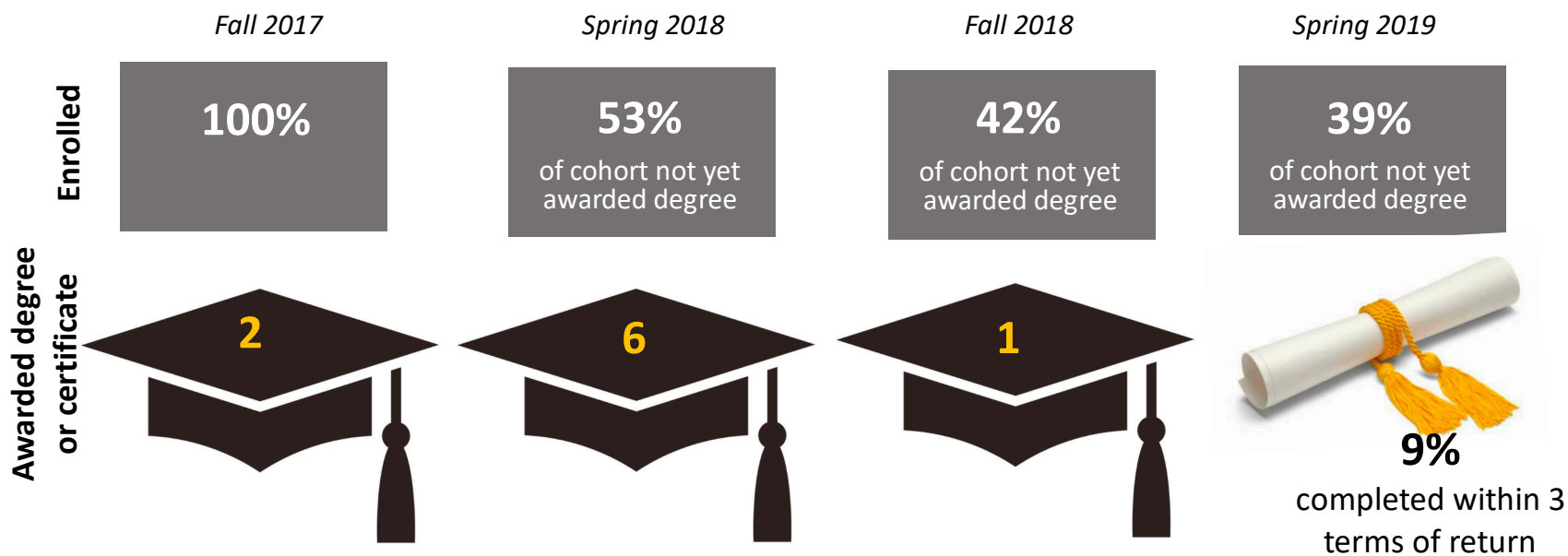
### Students' Return

#### *Financial aid, Fall 17*

- Pell eligible (upon return): 29%
- Received financial aid: 38%
- Average financial aid award: \$ 2,093

#### *Credits attempted*

|         | Total | Average |
|---------|-------|---------|
| Fall 17 | 705   | 7.3     |
| Spr 18  | 382   | 7.6     |
| Fall 18 | 305   | 8.2     |
| Spr 19  | 276   | 8.1     |



# Leeward

## Fall 2017 Cohort – Students returning to UH for first degree (n=467)

### Students' Background

*Last term attended*

- Median: Spring 2016

*Age of returning students (years)*

- Median: 24
- Average: 26

*Returning to same home campus: 75%*

*Returning to same major: 54%*

*Credits earned previously by returning students, prior to return*

- Average: 21.6
- Total (n=467): 10,087

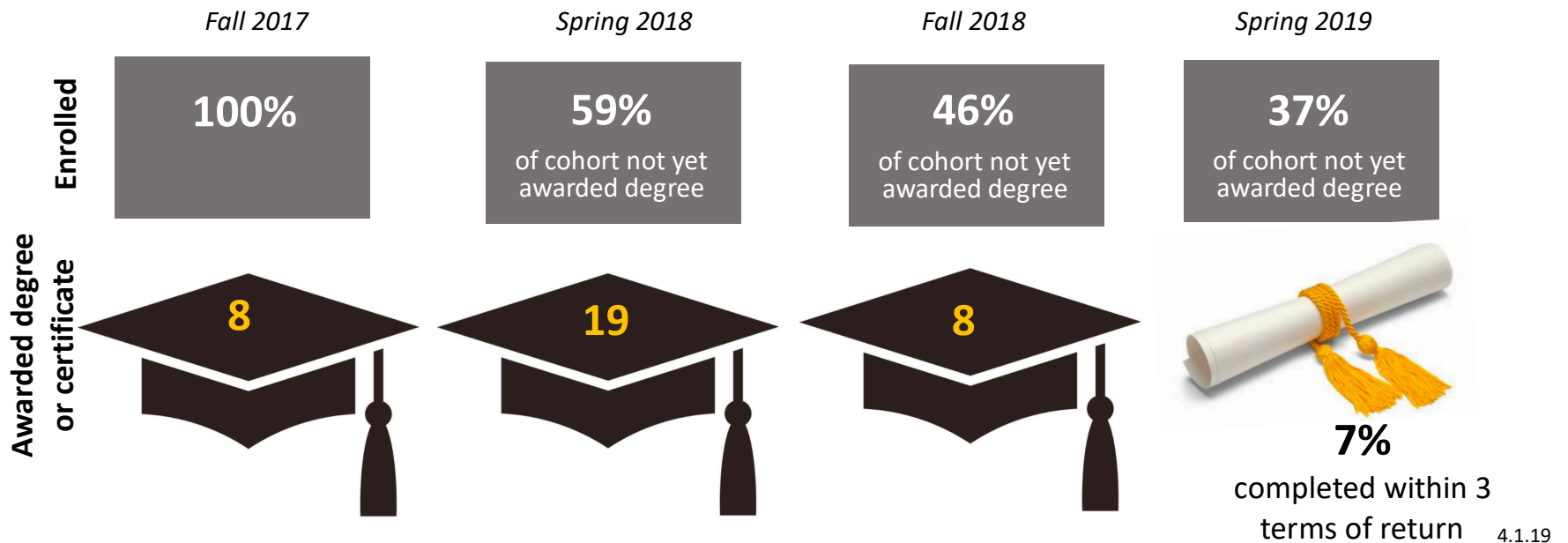
### Students' Return

*Financial aid, Fall 17*

- Pell eligible (upon return): 34%
- Received financial aid: 38%
- Average financial aid award: \$ 2,479

*Credits attempted*

|         | Total | Average |
|---------|-------|---------|
| Fall 17 | 4,180 | 9.0     |
| Spr 18  | 2,508 | 9.3     |
| Fall 18 | 1,982 | 9.9     |
| Spr 19  | 1,553 | 9.8     |



# Manoa

## Fall 2017 Cohort – Students returning to UH for first degree (n=176)

### Students' Background

*Last term attended*

- Median: Spring 2016

*Age of returning students (years)*

- Median: 24
- Average: 25

*Returning to same home campus: 70%*

*Returning to same major: 38%*

*Credits earned previously by returning students, prior to return*

- Average: 55.4
- Total (n=176): 9,753

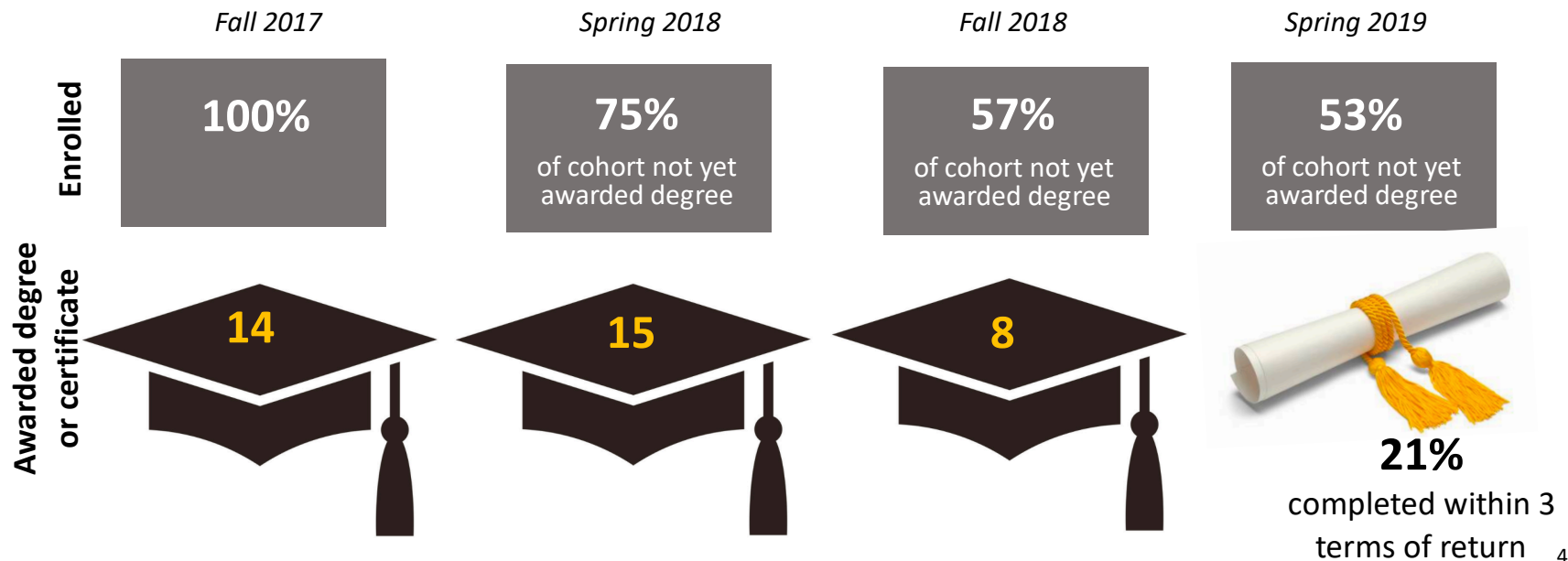
### Students' Return

*Financial aid, Fall 17*

- Pell eligible (upon return): 21%
- Received financial aid: 35%
- Average financial aid award: \$ 6,236

*Credits attempted*

|         | Total | Average |
|---------|-------|---------|
| Fall 17 | 1,812 | 10.3    |
| Spr 18  | 1,411 | 11.7    |
| Fall 18 | 1,054 | 12.5    |
| Spr 19  | 923   | 12.6    |





# Maui

## Fall 2017 Cohort – Students returning to UH for first degree (n=272)

### Students' Background

#### *Last term attended*

- Median: Fall 2015

#### *Age of returning students (years)*

- Median: 26
- Average: 29

*Returning to same home campus: 92%*

*Returning to same major: 53%*

#### *Credits earned previously by returning students, prior to return*

- Average: 26.3
- Total (n=272): 7,122

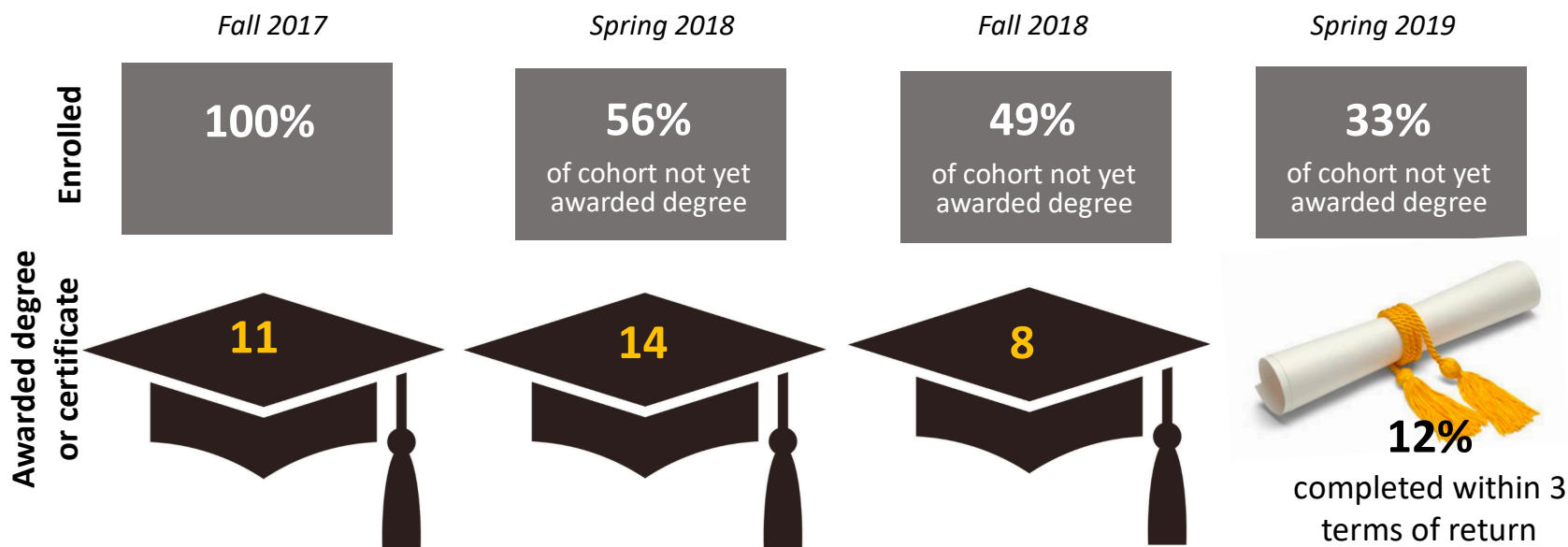
### Students' Return

#### *Financial aid, Fall 17*

- Pell eligible (upon return): 31%
- Received financial aid: 37%
- Average financial aid award: \$ 2,275

#### *Credits attempted*

|         | Total | Average |
|---------|-------|---------|
| Fall 17 | 1,858 | 6.8     |
| Spr 18  | 1,141 | 7.8     |
| Fall 18 | 882   | 7.2     |
| Spr 19  | 605   | 7.8     |



# Windward

## Fall 2017 Cohort – Students returning to UH for first degree (n=172)

### Students' Background

#### *Last term attended*

- Median: Spring 2016

#### *Age of returning students (years)*

- Median: 24
- Average: 28

*Returning to same home campus: 73%*

*Returning to same major: 67%*

#### *Credits earned previously by returning students, prior to return*

- Average: 20.0
- Total (n=172): 3,442

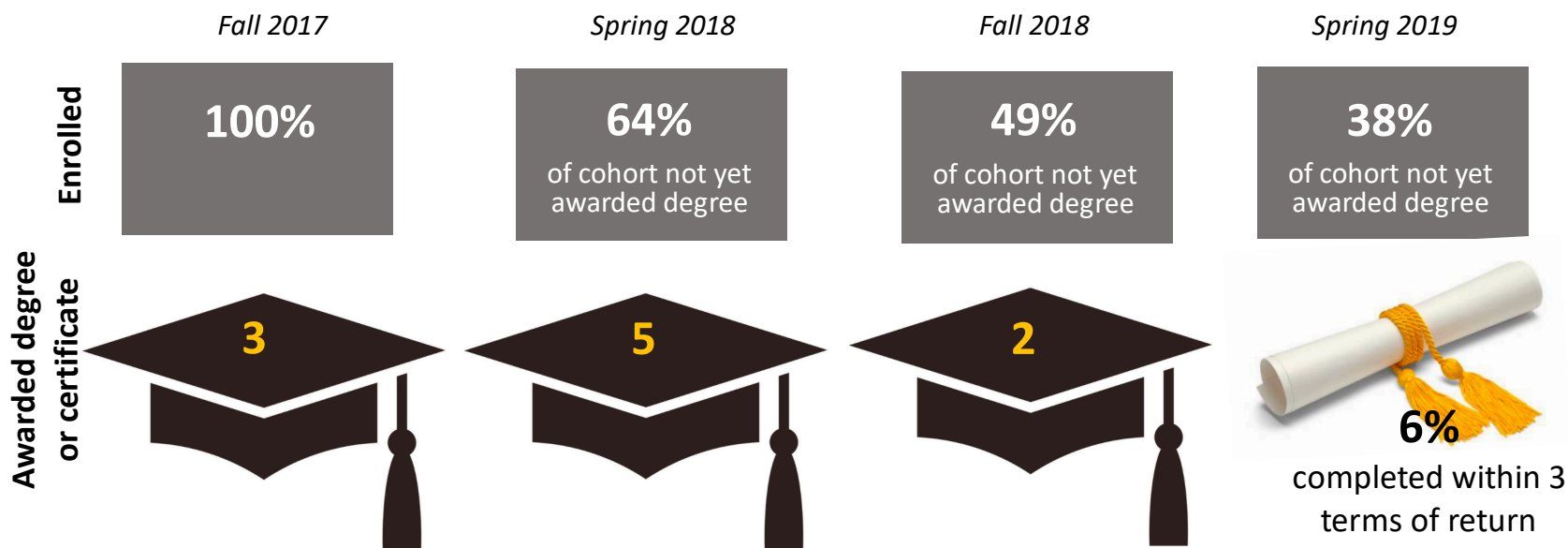
### Students' Return

#### *Financial aid, Fall 17*

- Pell eligible (upon return): 37%
- Received financial aid: 43%
- Average financial aid award: \$ 3,647

#### *Credits attempted*

|         | Total | Average |
|---------|-------|---------|
| Fall 17 | 1,448 | 8.4     |
| Spr 18  | 988   | 9.1     |
| Fall 18 | 750   | 9.3     |
| Spr 19  | 579   | 9.3     |



# West Oahu

## Fall 2017 Cohort – Students returning to UH for first degree (n=59)

### Students' Background

#### *Last term attended*

- Median: Fall 2015

#### *Age of returning students (years)*

- Median: 22
- Average: 25

*Returning to same home campus: 46%*

*Returning to same major: 37%*

#### *Credits earned previously by returning students, prior to return*

- Average: 42.0
- Total (n=59): 2,478

### Students' Return

#### *Financial aid, Fall 17*

- Pell eligible (upon return): 42%
- Received financial aid: 58%
- Average financial aid award: \$ 4,249

#### *Credits attempted*

|         | Total | Average |
|---------|-------|---------|
| Fall 17 | 628   | 10.6    |
| Spr 18  | 545   | 10.9    |
| Fall 18 | 443   | 11.1    |
| Spr 19  | 383   | 10.9    |

